



*Global Shelties  
Magazine*

***Supplement  
to September 2009 Edition***



©2009 GlobalSheltiesMagazine.org

# Welcome To Global Shelties Magazine

**The On-Line Magazine of World Wide Sheltie News Designed  
For Sheltie Lovers With A World Wide View**

*Based On an Original Idea by Charles Feijen*

*Editor  
Jan Grice*

*Co-Editor  
Ann Billington*

## *Correspondents*

*Judy Docksey - Australia, Donna Saltau - Australia, Jo Brant- Canada, Inna Tolli - Estonia, Hilppa Jarvinen - Finland, Martina Feldhoff - Germany, Ambarish Sing Roy - India, Valerie Kyle - Ireland, Amy McKnight - Ireland, Alfredo Gili - Italy, Lydia Belyaeva - Latvia, Bianco Heideveld - Netherlands, Barbera Hearn - New Zealand, Helena Kabala - Poland, Ekaterina Novakovskaya - Russia, Lotta Brun – Spain, Natalie Himich - Ukraine, Pat Ferrall - USA, Jan Grice – UK*



*Photo- Jacqueline Bosch. Whirlwind of shadows Shelties*

**“READ ALL ABOUT IT!  
READ ALL ABOUT IT!”**  
**The Global Shelties Magazine Supplement  
Has Arrived!**



*The correspondents and editors hope you enjoy the magazine supplement.  
We welcome letters and other contributions from you all.  
The next issue will be in December.*

## **INDEX**

***Dogs used as ‘Sketches’ on the Front Page of this issue are:***

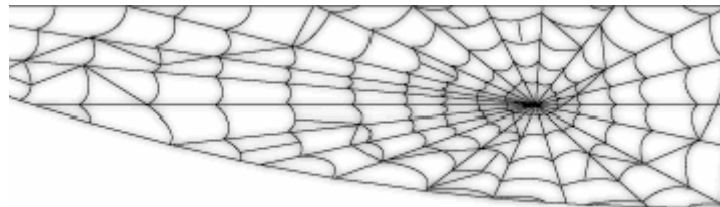
***N D uch Croft’s Brown Sugar (Norway).  
Aust Grand/Can Ch Grandgables Home Town Hero (Imp Canada) (Australia)  
Minitimin Unique Like Me (Finland)  
Am Ch Armitage As You Will. Seirios Shelties (Hawaii) Photo by Armitage***

***This is a Special Supplement***

***Featuring***

***The Quest For Quality Norway 2009***

***Seminar***



***If your club or group is organizing a special event and would like it featured in your own  
‘Global Shelties Magazine’ supplement like this one, please contact the editor.***

***Jan Grice [editor@globalsheltiesmagazine.org](mailto:editor@globalsheltiesmagazine.org)***



**WE WERE PROUD** to have been able to host

## The Quest For Quality



Presented by Tom & Nioma Coen, Macdega Shetland Sheepdogs. The most successful breeders in the USA.

Also Malcolm Hart, Kennel Hartmere from UK. Passionate historian and also a very successful breeder and judge.



**A Two-Day Seminar focusing on the Shetland Sheepdog  
Then and Now – with a vision towards the Future!**

**Nioma & Tom Coen, Malcolm Hart, all together 3 speakers with more than 120 years experience in Shetland Sheepdogs, both judging and ambitious breeders.**

**Day One Outlined:**

- φ Breed History from Malcolm Hart & Nioma and Tom Coen
- φ The Development of Breed Type
- φ The Shetland Sheepdog Standard – The Blueprint of the Breed
- φ Breeding Theory

**Day Two:**

The “Virtues” Match

Here’s a chance to evaluate your dog’s virtues in a highly informative yet Informal setting.

Categories Include head detail, expression, outline, structure and movement etc..

A panel will judge each class and the virtues called for in the breed standard will be discussed in detail.

A Two-Day Seminar focusing on the Shetland Sheepdog –

Then and Now – with a vision towards the Future!

*Report from Arnhild Carlsen*

*Pictures: Laila Lauritzen, Charles Feijen, Bente Rekdal*



*Welcome Everyone*



*Malcolm Hart*

*Laila Lauritzen, St. Kilda Kennel in Norway had the dream of holding such a seminar for a long time. She contacted Tom Coen during her visit to the USA in Spring 2009, and the planning started after talking to him.*

*Laila, worked together with her partner in the kennel Ingrid Gullvik, Arnhild Carlsen & Charles Feijen, of kennel Croft, and things started to fall into place.*

*During the summer, the plans were almost finished. A date was selected and the program took form. It was exciting, to see the interest expressed by Sheltie-breeders from all over Europe. The weekend of the 5th and 6th of September 2009 was the date available for all involved.*



*The seminar provided a unique opportunity to learn more about the breed and its history, discover new facts, and refresh what we already knew.*

*In Norway there are many new breeders, and the invitation was also sent to both new and more experienced breeders, all over the world. Our goals were that this weekend would provide greater understanding and knowledge of our breed, it's common history, common lines, standards and type. Finally, we hoped to provide inspiration for the future and appreciation for the past.*

*8 countries were represented, and 29 persons in total met for the session. Participants were from Iceland, Germany, England, Finland, Sweden, Denmark, Norway and the United States. The seminar took place at Nordkisa Stadium, a lovely place, very close to Oslo Gardermoen Airport. The people stayed in caravans and hotels nearby. Laila did a wonderful job, putting all the arrangements together, and finally the weekend arrived.*



*Some of the delegates*

*We looked forward so much to meeting old friends again, breeders from other countries, Malcolm, and finally, especially for Charles and me, to meet Tom and Nioma for the first time.*

*On Friday evening people arrived on the scene, and most met for pizza at our hotel, to say hello, and to plan the next day. All were very excited.*

*On Saturday at 9.00am sharp, the Seminar began after a short presentation by Laila to introduce the delegates and the speakers.*

*Malcolm Hart held a lovely lecture about the early history of the breed. A lot of early pictures were shown, and new and familiar names showed up at the screen.*

*Tom Coen took over after a couple of hours. He showed us much of the same history, as it is our common heritage. It was very interesting to see the exchange of dogs in the early times between the UK and the USA, and how breed development has continued in the different countries through wars, difficult times, and under severe restrictions and limitations. These were trying times for breeders when compared to how small and convenient the world has become today.*



*Tom Coen and Malcolm Hart and Laila Lauritzen*

*This history lecture gave us all a great deal of inspiration through seeing how lines and families carried on during almost 100 years. Tom divided up the time, before and after 2000 in the USA, and Nioma told us a lot about the differences in Shelties from East and West of the huge American continent. They also told how exhibitors at US shows create and trim the Shelties, and prepare and sculpture them for the more extreme presentation we see in pictures. This type of grooming was also confirmed by Malcolm, as he has judged there. We also got a strict warning about not only looking at the internet and pictures. The real world is very often quite different.....*

*Malcolm also reminded us that the reason we met this weekend is because Shelties are our common joy and pleasure. He also said the most important thought to carry away from our meeting is that all breeders need the freedom to make their own choices and to do what they feel is correct for the breed. We have one common breed, the Shetland Sheepdog, and cooperation is absolutely the best way to reach our future goals. Another interesting note from Malcolm: probably more than 900 Shelties were exported from UK to USA between 1911 until 1971.*



*Malcolm Hart*

*We all agreed that the history of the breed seems very much wrapped in mist and mystery, as we do not know exactly how it all started. For sure, there are some things we know, but there are a lot of things we do not know. If we want to hold on to the dreams and myths, we may. Probably, however, the start was a bit different than the lovely picture we have printed in our minds of the idyllic Shetland Islands of a long time ago, where we can imagine a tricolour, sable and a blue merle Sheltie looking out over green fields, blue water and the grazing Shetland sheep.....*

*I will not in this article repeat the history, which can be found in many documents and books.....*



*Tom Coen*

*Tom Coen stated one of the most important sentences during the weekend:*

*“You need to know the picture of your standard!”*

*Nioma continued Saturday sharing a wonderful DVD, of a presentation that is shown to the ASSA, American Shetland Sheepdog Association, judges. It contains very good information about the standard, showing and judging, classes, how to earn championship points, and more as practiced in the ASSA system. The DVD was put together by the judging committee of the organisation.*

*Because of her many years showing, judging and breeding, it was very special for us to hear Nioma talking warmly and seriously about creativity and how important it is to always keep the inspiration in her work. How grateful and humble Tom and Nioma still were to the dogs and to their work with the breed.*



*Nioma Coen*

*Tom later showed a slide show from the work in their kennel and breeding program from the beginning in the early 60's until today. Tom and Nioma have worked hard, and bred a great number of Best In Show, Best of Breed*



and many Champions. It was very interesting to learn about all these, familiar names that we see showing up in pedigrees today, and how some very special animals influenced the Sheltie and contributed hugely to the development of the modern breed.

It was very comforting to learn that they have struggled as much as we have to set the type. They illustrated the great influence of some individual dogs on future offspring and the individual differences within a litter and between litters. Tom and Nioma reinforced what we have always thought, the key to success is a good, stable bitch line.

It was great to see so many lovely dogs, their development, and the beautiful winners and breeding-animals through all those years. It was especially exciting to see how they made their choices of matings and combinations, and the good outcomes. One special dog glued itself to my mind, CH Macdega's Grand Prix.




CH Macdega's Grand Prix.

They also said that we always need to keep in mind how inbred our common pedigrees are from the time before the work with the breed started in earnest.

I personally recognized a big change in the Shetland Sheepdog in America during the seventies in several books. The Coens confirmed that, especially in the American West. The Eastern breeders have kept more to the moderate type.

Malcolm filled in with a lot of comments, filling in and comparing to the history of the UK as well.

Tom ended the day by giving us some very important rules for breeding:



PRINCIPLES TO BREED BY

- Look to the dams of the stud dogs. It is the bitch that provides the complement to the sire and determines the distinction among his offspring both in quality and producing ability.
- Look to the grandparents to see the potential of a breeding combination. If the qualities you're seeking aren't there you aren't going to get them.
- Evaluate the producing ability of a dog or bitch by the BEST offspring they produce. All dogs can produce uninspiring or poor offspring, but very few can produce superior individuals.
- Don't knowingly introduce problems. All dogs have the potential to produce health problems. Play the odds and breed to dogs that are health checked whenever possible. If you haven't had a certain problem yet, you will if you work with nature for any length of time.
- Be realistic. If there isn't something inspiring in your litter don't keep anything.
- Selection is the key – be ruthless and remain steadfast to your priorities.
- Keep your numbers down. You only need to keep the best – not the most.
- Evaluate your dogs by comparing them to the best there is now and the best of the past rather than what is winning in the ring today.
- What ye sow ye shall reap – don't add something to the gene pool if you don't want it to show up.

Tom Coen, Macdega

*On Saturday evening Laila ordered a long table at Nordlandia Hotel, and we all met for a very nice and social dinner. During the dinner Laila had a very nice surprise for Nioma, Tom and Malcolm. They were invited by her on Monday to take a flight up north of Norway to Lofoten/Vesterålen, stay in a house there for two days, with a lot of nice events. Return with a flight back to Oslo on Wednesday, before going home to UK and USA. This was an unexpected and surprising gift for them all.*

*Sunday morning started dead to the schedule. Everybody knows that when Sheltie-breeders meet, it can be a little bit of floating and chatting, especially if women are in majority.....*

*Malcolm, Tom and Nioma kept us on track, in a very professional and structured way.*

*This day is running up as one of the most interesting in my 23 years of breeding...*

*For me personally, some years ago I finally learned completely how a good construction is supposed to be according to the standard, also the angulations, balance and movement.*

*What was really useful to me and others during the seminar was the judging of heads....*

*For years and years I have had discussions going with both new and experienced breeders, how a head should be and how do we actually breed them according to the standard.....*

*The confusion has sometimes made me crazy...as what I have most often seen did not fit the picture of the standard. For a long time, heads did not actually fit my interpretation, but more closely fit others interpretation.*

*Some time ago, I had a discussion going with some close breeder-friends during a whole tiring winter. We never really found out what was wrong, but we agreed that almost no heads at that time fit the FCI-standard picture.*

*For some years, heads were too wide and short, then too deep. The stop was not correct, nor the ears or ear set...Too big eyes very often, then suddenly a lot with too small eyes....My impressions, from my start up in the middle of the 80's, was that heads more often followed breeders'/judges' personal tastes, types and different interpretations.....*

*We breeding-friends together, did a test...cutting out pictures and fitting them into the standard picture minus coat....I think we found one or two heads that did fit completely.....After the seminar this weekend, I finally understood what was the problem.*



*We started up Sunday by putting up 3 tables, then standing in a circle. Malcolm, Nioma and Susan Walker took their stand at each table. Later also Birgitta Svarstad helped with the judging. Tom was the teacher, and advised us how to present the dogs at the table. Almost all the entered breeders brought some of their dogs to the seminar, so we had a lot to pick from in all ages.*

*In detail we went through a lot of heads that morning, and really came to understand what a good head is, according to the standard.*

*Charles read aloud from the FCI standard and from the USA standard. We compared and commented on the differences in interpretation and the actual differences. This exercise was repeated again and again as the judges showed us what to look for with both our hands and eyes.*



*Best Head*



*Second Best Head*

*As the day went on, we worked ourselves through each part of the complete standards in the same way. This trained us how to read the words of the standard and how it was supposed to look in the flesh. Malcolm showed and told his way of judging and how he had been taught by the Riverhill-ladies to judge heads from the UK/FCI standard.*

*We all agreed, in the end, that the standards do not differ very much from each other. A few wordings are different, and most agreed that the US-standard is more fully written and clearer than the UK/FCI. Where the UK/FCI is one page, the other is two pages and contains more details.*

*Going through both entire standards, point by point, shown in reality with all the dogs, inside and outside on the fields, we were impressed by how much we learned to see and to see in a professional way. Malcolm, Tom, Nioma, Birgitta and Susan judged and commented on everything in an easy way to understand. We really learned in a positive way to see the DIFFERENCES in the good and the not so good...Even if it was a judging of virtues..... The judges also picked the Winner and Runner Up in all categories, and thoroughly explained why. It was very surprising to see how all the judges/speakers picked the same dogs almost every time on the same quality.*







*Balance and angulation*

*We concluded that we need to focus more on strong lips and complete dentition. The American standard prefers a straight chin-bone, while the UK/FCI is more rounded. We also stated that in the Sheltie, more than in any other breed, the whole dog counts for more toward balance and beauty. The total and complete dog creates the beauty and grace. The importance of balance, angulations and good pasterns improve a perfect mover.*



*In the session of questions after this part of the seminar, a question was brought up of how to pick the star of the litter. It was amusing to hear that Tom and Nioma pick them just the same way and from the same qualities as we do. They look for good angulation, standing with balance and strength on four legs. They look for neither too little nor too much in the heads. They are concerned with size and measure very carefully. As we always have done, they also watch them running around from a distance to judge, not holding them up looking close to their face. They have noticed that their puppies were developing a bit different than from the modern UK lines.*

*Their experience was that US puppies were more developed at 7 weeks in weight and build than in other parts of the world. They are very similar all over the world in the first few weeks, but then they change a bit in development.*

*Everything came to an end...unfortunately for this weekend. We would have liked to have at least 2 more days for more history from Malcolm, and even more learning and “going-into-details” from Tom and Nioma. Tom ended the seminar by asking each delegate why we entered and what we found the most interesting part. The answers from the audience included exciting history, judging virtues, more learning, social events, commonalities and curiosity.*

*Tom summarized that we need to trust each other much more than we do. All breeders all over the world need to cooperate, talk together, to be professional and most of all be positive. We all need each other for a successful future for our lovely breed, the Shetland Sheepdog.*



*The biggest hope for the future is for good and close cooperation and the sharing of a common goal. We also need to remember that everyone is responsible for everything we are doing...all the time, nobody else. Malcolm also agreed with that. Hear, see, learn and read. Learn your standard to perfection and also the lines, pedigrees and individuals. Determine what each has contributed, only then can you do a correct judging based upon facts.*

*Live and let live. Do not fight, together we are strong. We all said goodbye for now, and carry home with us a good feeling of community, friendship, and inspired future visions.*

*I know they had a wonderful trip up North with 2 days of calm and wonderful weather. Sightseeing around the area by car, out with a boat, recently caught fish served as a lovely dinner at Ingrid and Fred Gullvik's new house in Sigerfjord. Laila followed them all the way up, and I know that she and her husband returned down to Tynset on Wednesday by car, in full storm. They were 15 hours on the road. But what do you not do for good friends and for our Shelties?*

*Charles and I had to hurry home for an expected new litter....3 lovely newborn sable males born shortly after, will maybe contribute to something good in the future.*

*From what I have heard, it has also been raining by telephones and e-mails from happy people who attended the seminar.*

*Thank you all for a wonderful weekend. Laila and we have already started planning the following up.....*



*Malcolm Hart relaxing and enjoying the Norway scenery*



*Malcolm Hart, Nioma and Tom Coen, Fred Frivag, Bjorn Lauritzen*



*Tom Coen enjoying the trip to beautiful Norway*

*Report: Arnhild Carlsen*

*Pictures: Laila Lauritzen, Charles Feijen, Bente Rekdal.*

\*\*\*\*\*

### ***Report from Tom Coen***

*When Nioma and I began our long journey to Oslo we were not without concerns that jet lag and language barriers could possibly pose a problem in presenting “Quest for Quality Norway 2009.” Meeting the thirty or so participants from eight different counties allayed these concerns immediately. It was apparent that everyone was ready and eager to learn and that a fun, productive weekend was in store. I am told that the seminar is being covered by several attendees but I do have a few thoughts of my own that I’d like to share.*

*Our invitation was to educate and we were in Norway to do exactly that. We made it clear from the beginning that we had no interest whatsoever in converting anyone to be a proponent of American Shelties. We do, however, feel that it is imperative for anyone using American lines to have a solid understanding of them. America is a huge country with many breeders and many different types of Shelties. Not all American dogs are the same or equal and it is necessary to remember this when considering including them in your pedigrees.*

*There is an implicit responsibility for education and study for any serious breeder. It was our goal to start the participants on this educational journey. Hopefully, no attendee who completed the weekend will ever forget the terms “lightness of head,” “elegant balance,” “curvaceous outline,” “good legs and feet,” and “foot timing”!*

*Sunday was the Virtue Match, a format that I developed twenty plus years ago as a method of teaching the standard. This day was unique in that both standards were included. It was fascinating to listen to longtime breeders, Malcolm Hart and Nioma Coen, discuss the standards virtue by virtue. They were both so clear, concise and passionate in their speaking – a truly unique and valuable dialogue that unfortunately wasn’t taped. Huge thanks to you both for sharing your knowledge. After listening to them it didn’t seem remarkable at all that their winners were the same in almost every class. These winners were from a variety of backgrounds, disproving the idea that any one gene pool has the exclusive on quality. Kudos as well to our very competent “guest judges”:*



*Susan Walker (England), Birgitta Svarstad (Sweden), and Laila Lauritzen (Norway) for their valuable contributions.*

*We will always remember our trip to Norway with fond memories of new friends and the incredible beauty of the country. To Laila and everyone who helped make this such a special time we thank you for your warm hospitality and a job well done.*

**Tom Coen**  
**Macdega. USA**



\*\*\*\*\*

### ***Report From Malcolm Hart***

*Around thirty delegates from eight different countries attended a two day seminar held in a sports centre near Oslo Airport with Tom and Nioma Coen ( Macdega Shelties) and myself as the principal speakers, although the open format encouraged participation by the delegates also.*

*I was honoured to open the conference with a presentation of the history and development of the breed in which I highlighted the paucity of hard evidence as opposed to the plethora of myth and folklore surrounding the dogs and their function on the Shetland Islands before they came to the notice of mainland UK dwellers.*

*I continued the theme during the very early development in UK including the known and admitted Collie crosses and some of the other suspected but not confirmed crosses which our pioneer breeders in UK had used to transform what was described by leading canine authorities of the time as ‘small mongrels’.*

*Significant dates including – Breed Club recognitions and recognition as a breed including the controversy and eventual acceptance of our name - rather than the hoped for by some - Shetland Collie by the Kennel Club were featured before I highlighted the part played by some of our UK early kennels in creating a rather more stable – if slightly different from the earliest specimens - acceptable ‘working’ dog.*

*I closed with a short list of some of the most influential of our dogs which had been bought and imported into America by a few very discerning and highly motivated lovers of our breed – before handing over to Tom whose encyclopaedic knowledge of the early imports and the part they played in the formation of the breed in America was illustrated by slides.*

*After a break for a delicious lunch, Tom then continued with the illustrated story of the progression of the breed in America from post World War 11 to more modern times aided and abetted by his wife Nioma who also showed a presentation of their lovely home and some past and present dogs including puppies.*

*A very relaxed dinner was held on Saturday evening for the attending delegates- and celebrations apparently continued for some after many of us had retired for the night!*

*Tom had arranged a 'Virtue Match' for Sunday and this concept - new to most of us proved most worthwhile and valuable.*

*Three dogs at a time were judged by Niama, Sue Walker from UK and myself with running commentary supplied by Tom after the salient sections.*

*Breed standards both UK and USA had been read out by Charles Feijen.*

*The first section covered back skull and refinement of head only and from an entry of 12 dogs the unanimous selection of the award for best – went to..... A 10.5 years bitch from total UK breeding.*

*Classes for muzzle and foreface followed and then for overall expression-and the winner of the best headed dog again unanimously went to...the 10.5 year totally UK bitch again.*

*Sue retired from the panel at this point to be replaced by Birgetta Svastad from Sweden and emphasis shifted to outline and balance, and a very close decision found a charming young Bi black (black and white) bitch of mostly I think North American breeding from Denmark being handed the top award.*

*We adjourned outside after lunch to assess the best overall mover of the day and the wide open space allowed delegates and judges alike to form opinions.*

*After a final run off of three very good movers the award was handed to a young sable dog of, I think mostly UK lines who had apparently only recently annexed two BIS all breed awards and one res. BIS All Breeds award.*

*The seminar closed with a lively question and answer section - Tom and Nioma reinforcing the message they had repeatedly given out that the purpose of their participation was not to promote North American dogs but to foster better understanding.*

*The weekend was an undoubted success both in achieving the aim of the seminar and bringing many people together in a convivial atmosphere- where old friendships were renewed and new friendships formed.*

*On behalf of all attendees a big thank you must go to Laila Lauritzen for taking so much time and trouble over this informative, friendly and very informative event.*

**Malcolm Hart**

**Hartmere .UK**





American Kennel Club and FCI Standards are printed below

\*\*\*\*\*

## American Kennel Club

### Shetland Sheepdog Breed Standard

#### Herding Group

#### **General Appearance**

*Preamble--* The Shetland Sheepdog, like the Collie, traces to the Border Collie of Scotland, which, transported to the Shetland Islands and crossed with small, intelligent, longhaired breeds, was reduced to miniature proportions. Subsequently crosses were made from time to time with Collies. This breed now bears the same relationship in size and general appearance to the Rough Collie as the Shetland Pony does to some of the larger breeds of horses. Although the resemblance between the Shetland Sheepdog and the Rough Collie is marked, there are differences which may be noted. The Shetland Sheepdog is a small, alert, rough-coated, longhaired working dog. He must be sound, agile and sturdy. The outline should be so symmetrical that no part appears out of proportion to the whole. Dogs should appear masculine; bitches feminine.

#### **Size, Proportion, Substance**

The Shetland Sheepdog should stand between 13 and 16 inches at the shoulder. Note: Height is determined by a line perpendicular to the ground from the top of the shoulder blades, the dog standing naturally, with forelegs parallel to line of measurement.

*Disqualifications--* Heights below or above the desired size range are to be disqualified from the show ring.

In overall appearance, the body should appear moderately long as measured from shoulder joint to ischium (rearmost extremity of the pelvic bone), but much of this length is actually due to the proper angulation and breadth of the shoulder and hindquarter, as the back itself should be comparatively short.

## Head

The *head* should be refined and its shape, when viewed from top or side, should be a long, blunt wedge tapering slightly from ears to nose.

*Expression*-- Contours and chiseling of the head, the shape, set and use of ears, the placement, shape and color of the eyes combine to produce expression. Normally the expression should be alert, gentle, intelligent and questioning. Toward strangers the eyes should show watchfulness and reserve, but no fear.

*Eyes* medium size with dark, almond-shaped rims, set somewhat obliquely in skull. Color must be dark, with blue or merle eyes permissible in blue merles only. *Faults*-- Light, round, large or too small. Prominent haws. *Ears* small and flexible, placed high, carried three-fourths erect, with tips breaking forward. When in repose the ears fold lengthwise and are thrown back into the frill. *Faults*-- Set too low. Hound, prick, bat, twisted ears. Leather too thick or too thin.

*Skull and Muzzle* Top of skull should be flat, showing no prominence at nuchal crest (the top of the occiput). Cheeks should be flat and should merge smoothly into a well-rounded muzzle. Skull and muzzle should be of equal length, balance point being inner corner of eye. In profile the top line of skull should parallel the top line of muzzle, but on a higher plane due to the presence of a slight but definite stop. Jaws clean and powerful. The deep, well-developed underjaw, rounded at chin, should extend to base of nostril. *Nose* must be black.

*Lips* tight. Upper and lower lips must meet and fit smoothly together all the way around. Teeth level and evenly spaced. Scissors *bite*.

*Faults*-- Two-angled head. Too prominent stop, or no stop. Overfill below, between, or above eyes. Prominent nuchal crest. Domed skull. Prominent cheekbones. Snipy muzzle. Short, receding, or shallow underjaw, lacking breadth and depth. Overshot or undershot, missing or crooked teeth. Teeth visible when mouth is closed.

## Neck, Topline, Body

*Neck* should be muscular, arched, and of sufficient length to carry the head proudly. *Faults*-- Too short and thick.

*Back* should be level and strongly muscled. *Chest* should be deep, the brisket reaching to point of elbow. The ribs should be well sprung, but flattened at their lower half to allow free play of the foreleg and shoulder. Abdomen moderately tucked up. *Faults*-- Back too long, too short, swayed or roached. Barrel ribs. Slab-side. Chest narrow and/or too shallow. There should be a slight arch at the loins, and the croup should slope gradually to the rear. The hipbone (pelvis) should be set at a 30-degree angle to the spine. *Faults*-- Croup higher than withers. Croup too straight or too steep.

The *tail* should be sufficiently long so that when it is laid along the back edge of the hind legs the last vertebra will reach the hock joint. Carriage of tail at rest is straight down or in a slight upward curve. When the dog is alert the tail is normally lifted, but it should not be curved forward over the back. *Faults*-- Too short. Twisted at end.

## Forequarters

From the withers, the shoulder blades should slope at a 45-degree angle forward and downward to the shoulder joints. At the withers they are separated only by the vertebra, but they must slope outward sufficiently to accommodate the desired spring of rib. The upper arm should join the shoulder blade at as nearly as possible a right angle. Elbow joint should be equidistant from the ground and from the withers. Forelegs straight viewed from all angles, muscular and clean, and of strong bone. Pasterns very strong, sinewy and flexible. Dewclaws may be removed. *Faults*-- Insufficient angulation between shoulder and upper arm. Upper arm too short. Lack of outward slope of shoulders. Loose shoulders. Turning in or out of elbows. Crooked legs. Light bone. *Feet* should be oval and compact with the toes well arched and fitting tightly together. Pads deep and tough, nails hard and strong. *Faults*-- Feet turning in or out. Splay feet. Hare feet. Cat feet.

## Hindquarters

The thigh should be broad and muscular. The thighbone should be set into the pelvis at a right angle corresponding to the angle of the shoulder blade and upper arm. Stifle bones join the thighbone and should be distinctly angled at the stifle joint. The overall length of the stifle should at least equal the length of the thighbone, and preferably should slightly exceed it. Hock joint should be clean-cut, angular, sinewy, with good bone and strong ligamentation. The hock (metatarsus) should be short and straight viewed from all angles. Dewclaws should be removed. *Faults*-- Narrow thighs. Cow-hocks. Hocks turning out. Poorly defined hock joint. *Feet* as in forequarters.

## Coat

The coat should be double, the outer coat consisting of long, straight, harsh hair; the undercoat short, furry, and so dense as to give the entire coat its "standoff" quality. The hair on face, tips of ears and feet should be smooth. Mane and frill should be abundant, and particularly impressive in males. The forelegs well feathered, the hind legs heavily so, but smooth below the hock joint. Hair on tail profuse. *Note*: Excess-hair on ears, feet, and on hocks may be trimmed for the show ring. *Faults*-- Coat short or flat, in whole or in part; wavy, curly, soft or silky. Lack of undercoat. Smooth-coated specimens.

### **Color**

Black, blue merle, and sable (ranging from golden through mahogany); marked with varying amounts of white and/or tan. *Faults--* Rustiness in a black or a blue coat. Washed-out or degenerate colors, such as pale sable and faded blue. Self-color in the case of blue merle, that is, without any merling or mottling and generally appearing as a faded or dilute tri-color. Conspicuous white body spots. Specimens with more than 50 percent white shall be so severely penalized as to effectively eliminate them from competition. *Disqualification--* Brindle.

### **Gait**

The trotting gait of the Shetland Sheepdog should denote effortless speed and smoothness. There should be no jerkiness, nor stiff, stilted, up-and-down movement. The drive should be from the rear, true and straight, dependent upon correct angulation, musculature, and ligamentation of the entire hindquarter, thus allowing the dog to reach well under his body with his hind foot and propel himself forward. Reach of stride of the foreleg is dependent upon correct angulation, musculature and ligamentation of the forequarters, together with correct width of chest and construction of rib cage. The foot should be lifted only enough to clear the ground as the leg swings forward. Viewed from the front, both forelegs and hindlegs should move forward almost perpendicular to ground at the walk, slanting a little inward at a slow trot, until at a swift trot the feet are brought so far inward toward center line of body that the tracks left show two parallel lines of footprints actually touching a center line at their inner edges. *There should be no crossing of the feet nor throwing of the weight from side to side.*

*Faults--* Stiff, short steps, with a choppy, jerky movement. Mincing steps, with a hopping up and down, or a balancing of weight from side to side (often erroneously admired as a "dancing gait" but permissible in young puppies). Lifting of front feet in hackney-like action, resulting in loss of speed and energy. Pacing gait.

### **Temperament**

The Shetland Sheepdog is intensely loyal, affectionate, and responsive to his owner. However, he may be reserved toward strangers but not to the point of showing fear or cringing in the ring. *Faults--* Shyness, timidity, or nervousness. Stubbornness, snappiness, or ill temper.

### **Disqualifications**

*Heights below or above the desired size range, i.e., 13-16 inches.*

*Brindle color.*

**Approved May 12, 1959**

**Reformatted July 18, 1990**

**Copyright Of The American Kennel Club**

\*\*\*\*\*

**FCI-Standard N° 88 / 03.06.2009 / GB**

## **SHETLAND SHEEPDOG**

**ORIGIN:** Great Britain.

**DATE OF PUBLICATION OF THE ORIGINAL VALID STANDARD :** 26.03.2009.

**UTILIZATION:** Companion dog and Sheepdog.

**CLASSIFICATION F.C.I. :** Group 1 Sheepdogs and Cattle  
Dogs.  
Section 1 Sheepdogs  
Without working trial.

**GENERAL APPEARANCE :** Small, long-haired working dog of great beauty, free from cloddiness and coarseness, **action lithe and graceful.** Outline symmetrical so that no part appears out of proportion to whole. Abundant coat, mane and frill, shapeliness of head and sweetness of expression combine to present the ideal.

### **IMPORTANT PROPORTIONS :**

Skull and muzzle of equal length, dividing point inner corner of eye. Slightly longer from point of shoulder to bottom of croup than height at withers.

**BEHAVIOUR/TEMPERAMENT** : Alert, gentle, intelligent, strong and active. Affectionate and responsive to his owner, reserved towards strangers, never nervous.

**HEAD** : Head refined **and elegant with no exaggerations**; when viewed from top or side a long, blunt wedge, tapering from ear to nose. Width **and depth** of skull in proportion to length of skull and muzzle. Whole to be considered in connection with size of dog.

### **CRANIAL REGION:**

**Skull** : Flat, moderately wide between ears, with no prominence of occipital bone. Topline of skull parallel to topline of muzzle.

**Stop** : Slight but definite.

**FACIAL REGION** : The characteristic expression is obtained by the perfect balance and combination of skull and foreface, shape, colour and placement of eyes, correct position and carriage of ears.

**Nose** : Black.

**Lips** : Tight with black rims.

**Jaws/Teeth** : Jaws level, clean, strong with well-developed underjaw. Teeth sound with a perfect, regular and complete **scissor** bite, i.e. upper teeth closely overlapping lower teeth and set square to the jaws. A full complement of 42 properly placed teeth highly desired.

**Cheeks** : Flat, merging smoothly into well rounded muzzle.

**Eyes** : Medium size obliquely set, almond-shape with black rims. Dark brown except in the case of merles, where one or both may be blue or blue flecked.

**Ears** : Small, moderately wide at base, placed fairly close together on top of skull. In repose, thrown back; when alert brought forward and carried semi-erect with tips falling forward.

**NECK** : Muscular, well arched, of sufficient length to carry head proudly.

### **BODY :**

**Back**: Level, with graceful sweep over loins.

**Croup**: Sloping gradually to rear.

**Chest**: Deep, reaching to point of elbow. Ribs well sprung, tapering at lower half to allow free play of forelegs and shoulders.

**TAIL** : Set low; tapering bone reaches to at least hock; with abundant hair and slight upward sweep. May be slightly raised when moving but never over level of back. Never kinked.

### **LIMBS**

**FOREQUARTERS** : Forelegs straight when viewed from front, muscular and clean with strong, **but not heavy**, bone.

**Shoulders** : very well laid back. At withers, separated only by vertebrae, but blades sloping outwards to accommodate desired spring of ribs. Shoulder joint well angled.

**Upper arm** : Approximately equal in length with shoulder blade.

**Elbows** : Equidistant from ground and withers.

**Metacarpus (Pastern)** : Strong and flexible.

### **HINDQUARTERS:**

**Thigh** : Broad and muscular, thigh bones set into pelvis at right angles.

**Stifle** : Joint has distinct angle.

**Hock** : Joint clean cut, angular, well let down with strong bone. Hocks straight when viewed from behind.

**FEET** : Oval, soles well padded, toes arched and close together.

**GAIT/MOVEMENT** : Lithe, smooth and graceful with drive from hindquarters, covering the maximum amount of ground with the minimum of effort. Pacing, plaiting, rolling, or stiff, stilted, up and down movement highly undesirable.

### **COAT**

**HAIR** : Double; outer coat of long hair, harsh-textured and straight. Undercoat soft, short and close. Mane and frill very abundant, forelegs well feathered. Hindlegs above hocks profusely covered with hair, below hocks fairly smooth. Face smooth. **The coat should fit the body and not dominate or detract from the outline of the dog.** Smooth-coated specimens highly undesirable.

### **COLOUR :**

**Sable** : clear or shaded, any colour from pale gold to deep mahogany, in its shade, rich in tone. Wolf-sable and grey undesirable.



Tricolour : intense black on body, rich tan markings preferred.

Blue Merle : clear silvery blue, splashed and marbled with black. Rich tan marking preferred but absence not penalised. Heavy black markings, slate or rusty tinge in either top or undercoat highly undesirable; general effect must be blue.

Black and White, and Black and Tan : also recognised colours.

White markings may appear (except on black and tan) in blaze, collar and chest, frill, legs and tip of tail. All or some white markings are preferred (except on black and tan) but absence of these markings not to be penalised. Patches of white on body highly undesirable.

**SIZE AND WEIGHT :**

Ideal height at withers: **Males** 37 cm **Females** 36 cm  
More than 2 1/2 cm above or below these heights highly undesirable.

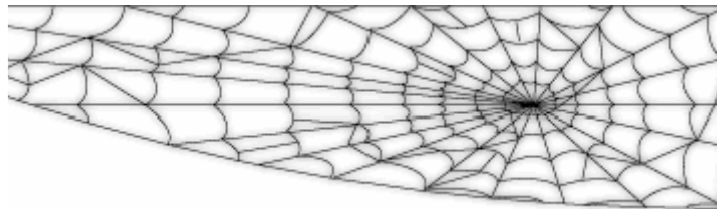
**FAULTS:** Any departure from the foregoing points should be considered a fault and the seriousness with which the fault should be regarded should be in exact proportion to its degree and its effect upon the health and welfare of the dog.

**Any dog clearly showing physical or behavioural abnormalities shall be disqualified.**

**N.B:** Male animals should have two apparently normal testicles fully descended into the scrotum.

\*\*\*\*\*

**If Your Club /Group**  
**is organizing a special event,**  
**and would like it featured in a Free Special**  
**‘Global Shelties Magazine’ Supplement**  
**like this one,**  
**please contact me.**  
**Jan Grice. [editor@globalsheltiesmagazine.org](mailto:editor@globalsheltiesmagazine.org)**



Additional graphics used in this issue by <http://jsmagic.net/>